

JOSEPH A. JACHIMCZYK, M.D., J.D.
FORENSIC PATHOLOGIST
ATTORNEY AT LAW
CHIEF MEDICAL EXAMINER



228-8311

EXT. 671 (DAY)

EXT. 212 (NIGHT)

OFFICE OF THE MEDICAL EXAMINER
OF HARRIS COUNTY

HARRIS COUNTY COURT HOUSE
HOUSTON, TEXAS 77002

AUTOPSY REPORT

Case 73 - 3354

August 13, 1973

PATHOLOGICAL DIAGNOSIS ON THE BODY

OF

Jerry Lynn Waldrop
904 Tulane Street
Houston, Texas

Asphyxia due to strangulation.

OPINION

It is our opinion that the decedent, Jerry Lynn Waldrop, came to his death as a result of asphyxia due to strangulation - Homicide.


It is our further opinion that the time of death was on or about January 30, 1971.

COMMENT: Initially, the clothing which Mr. Everett Waldrop positively identified as belonging to his sons, Donald Wayne and Jerry Lynn, were submitted with the skeletal remains of Unknowns #9 and #10. The amalgam filling in tooth number 30 matched the description furnished by him for Donald and since the other skeletal criteria also were consistent with the size and age of his two sons, the skeletal remains of Unknowns #9 and #10 were released to him and interred in Georgia.

Subsequently, during the continuing process of identification of other victims, the antemortem X-rays submitted by Dr. Robert H. Shame were compared to the postmortem

radiographs of the jaws of Unknowns #9 and #13. It was then determined that the skeletal remains of Unknown #9 were actually those of David William Hilligiest and Unknown #10 were those of Gregory Malley Winkle, Unknown #13 were those of Donald Wayne Waldrop, and Unknown #14 were those of Jerry Lynn Waldrop.

On September 7, 1973, the appropriate parties were informed of the misidentification. The necessary steps were initiated to exchange the respective skeletal remains. This was accomplished during the week of September 17, 1973.


Joseph A. Jachimczyk, M.D., J.D.
Chief Medical Examiner

(See Cases 73 - 3332, 73-3333, 73-3334, 73-3335, 73-3336, 73-3337, 73-3338, 73-3339, 73-3347, 73-3348, 73-3349, 73-3350, 73-3353, 73-3355, 73-3356 and 73-3357)

Case 73 - 3353

and

Case 73 - 3354

-3-

POSTMORTEM EXAMINATION ON THE BODIES OF

Donald Wayne Waldrop
and

Jerry Lynn Waldrop
904 Tulane Street
Houston, Texas

HISTORY: The skeletal remains were discovered among seventeen bodies at 4500 Silverbell Street, Stall #11, Houston, Texas, between 6:00 p.m. on August 8, 1973, and 8:00 p.m. on August 9, 1973. These skeletal remains were found together with Unknown #14, next to the front door, head to the north, at approximately 6:00 p.m. on August 9, 1973.

AUTOPSIES: The autopsies were performed by Chief Medical Examiner Joseph A. Jachimczyk, M.D., assisted by Assistant Medical Examiners G. Sheldon Green, M.D., and Ethel E. Erickson, M.D., and Dr. Paul G. Stimson, beginning at 1:15 p.m. on August 13, 1973, in the Harris County Morgue.

EXTERNAL APPEARANCE: The skeletal remains of unidentified bodies #13 and #14 (73-3353 and 73-3354) were totally intermingled when they arrived to the Harris County Morgue. One of the skulls was arbitrarily assigned to Case Number 73-3353 and the other arbitrarily assigned to Case Number 73-3354. Examination of these intermingled skeletons showed substantial differences in the shapes of two skulls. Skull #13 showed considerably greater prominence and ruggedness of the points of muscular attachment in the posterior and inferior portions of the skull, suggesting a somewhat more rugged and muscular individual than #14. Examination of numerous comparable bones showed varying degrees of difference in their structure with one set showing heavier muscular attachment and general overall greater thickness and mass in the bone. Those bones showing the more rugged and heavier structure were believed to be those which belonged to skull #13, while the lighter bones were believed to nearly match the structure of skull #14. Within these remains there were two separate skulls with two mandibles that fit each of the two respective skulls.

The skeletal remains labeled #13 and #14 together consisted of portions of two skeletons, including hair, two skulls and clothing. Within the remains, there were a number of partially

Donald Wayne Waldrop
and
Jerry Lynn Waldrop

Case 73 - 3353
and
Case 73 - 3354
-4-

torn items of clothing. One was a blue with white striped short sleeved shirt, size 16, Kaynee, tapered. There was also a small pair of torn maroon with white stripes long trousers with a built in belt. There were two maroon ankle length socks with a single white stripe at the ankle level, 8 inches in length from toe to heel. There was a leather belt which measured 26 inches in length from the hole where the buckle usually was kept. There was a buckle with a single prong. There was also a green shirt. There also was a pair of brown wool socks which measured 11 inches in length from toe to heel. There was a pair of green-brown trousers. The trouser length measured 26 inches in length from crotch to ankle. In this pair of pants, there was a wide leather belt with a silver hand stamped buckle. There was a strand of adhesive tape to which there was adherent dark brown hair, measuring up to 7 inches in length. There was similar dark brown hair on each of the skulls, and each measured approximately 7 inches in length. There were two pairs of low cut shoes, one pair of dark brown loafers which measured 11-1/2 inches in length labeled on the sole with Goodyear Wingfoot. The heels were not very worn. There was another pair of black loafers which measured 11-1/2 inches in length. Both heels of the black loafers were well worn and rounded. The purple with white striped trousers measured 27-1/2 inches in length from crotch to cuff length. Within the debris, there was a portion of thick paper sack, within which there was a heavier concentration of lime material. This could represent the sack which contained the lime powder originally. This had almost a consistency of plaster of paris. In the brown shoes, there was a label "elevated height increasing shoes". These were described by Mr. Waldrop. He also said that the older brother had the black loafers and that he would trade for a pair of boots at any time. A pair of black loafers was present in Unknowns #13 and #14. There was a strand of cord intermingled with the remains.

Complete postmortem Xrays did not reveal the presence of any radio-opaque objects such as bullets.

The skeletal remains of Unknown #13 (73-3353) consisted of the following: a skull with a high prominent forehead and round shape, the skull was that of a adolescent Caucasian


Donald Wayne Waldrop
and
Jerry Lynn Waldrop

Case 73 - 3353
and
Case 73 - 3354
-5-

with predominantly male features; mandible; cervical vertebrae 1, 2, 4 and 7, the odontoid tubercle of C-2 was completely fused; five thoracic vertebrae, including T-12; two mid lumbar vertebrae; right ilium; right and left ischial pubic bones, there was a postmortem fracture of the right ischial pubic bone, approximately at the site of fusion of the ischium and pubis; right and left clavicles, the proximal and distal epiphyses showed stage 0 fusion; twenty-four ribs, intact; right and left scapulae, showing stage 0 fusion of all epiphyses; right and left humeri, showing stage 0 fusion of all epiphyses; right and left proximal humeral epiphyses; right and left ulnae, showing stage 2 fusion of the proximal epiphyses and stage 0 fusion of the distal epiphyses; right and left radii, showing stage 0 fusion of all epiphyses; right and left femora, showing stage 0 to stage 1 fusion of the proximal epiphyses and stage 0 fusion of the distal epiphyses, the proximal epiphyses were in place on the femoral shafts, but could be pushed off without great difficulty, suggesting that fusion had begun to occur, it was at a very early phase; right and left tibiae with stage 0 fusion of all epiphyses; left distal tibial epiphysis; right fibula; left talus; and right 3rd, 4th and 5th metatarsals, showing stage 0 fusion of the epiphyses.

DENTAL EXAMINATION

The Universal System is utilized. There is a postmortem fracture of the left zygoma; there is no staining in the bone. All four third molars are present in their crypts, except for the upper left third molar, number 16, which is avulsed from the crypt. There is mesial labial occlusal and buccal caries in the upper right second molar, tooth 2. There is distal occlusal and mesial caries in the upper right first molar, tooth 3. There is distal caries in the upper right second bicuspid, tooth 4. Mesial pit caries in the upper right first bicuspid, tooth 5. There is distal caries in the upper right cuspid, tooth 6. There is mesial distal and cingulum caries in the upper right lateral, tooth 7. There is distal and mesial caries in the upper right central, tooth 8. Tooth 9, the upper left central is avulsed. There is mesial caries in the upper left lateral, tooth 10. Distal caries in the upper left cuspid, tooth 11. Mesial caries in the upper left first bicuspid, tooth 12. The upper left second bicuspid, tooth 13, is avulsed. Tooth 14, the upper left first molar, is extracted. Tooth 15, the upper left second molar has occlusal buccal distal lingual caries, and has drifted mesial. The lower left second molar, tooth 18, is extracted. The lower left first molar, tooth 19, is extracted. The lower left second bicuspid has occlusal and mesial caries, tooth 20. The lower left first bicuspid has occlusal caries, tooth 21. The lower left cuspid has mesial caries, tooth 22. The lower left lateral has distal caries, tooth 23. Tooth 24, the lower left central has distal caries. The lower right central and lateral, tooth 25 and 26, are avulsed. There is mesial caries on the lower right first bicuspid, and occlusal caries, tooth 28. Tooth 29, the lower right second bicuspid has mesial distal and occlusal caries. The lower right first molar, tooth 30, is extracted. The lower right second molar, tooth 31, is extracted. Jaw relationships are normal with canines on the right. On the left side, the canines are in cross-bite. There is black staining and decalcification on tooth 6, 7, 8, 10 and 11. Diastemas are present between tooth 5 and 6 and tooth 11 and 12. Tooth 23 is in lingual version. Tooth 24 and 22 are in buccal version, and there is slight mesial buccal rotation in tooth 29.



Paul G. Stimson, D.D.S., M.S.

Jerry Lynn Waldrop

Case 73 - 3354

-7-

Based upon the dental description furnished by the father, Mr. Everett Waldrop and the general appearance of his younger son, and coupled with his description of the boys' clothing at the time of their disappearance and his sorting of the clothes in the Harris County Morgue at approximately 3:00 p.m. on August 11, 1973, when he positively identified the long sleeved green striped shirt, the green-brown trousers, and the blue sock, it is our opinion based upon a reasonable medical probability that these skeletal remains are those of Jerry Lynn Waldrop.


Joseph A. Jachiczcyk, M.D., D.D.

1. PLACE OF DEATH a. COUNTY HARRIS		2. USUAL RESIDENCE (Where deceased lived. If institution: residence before admission) a. STATE TEXAS b. COUNTY HARRIS	
b. CITY OR TOWN (If outside city limits, give precinct no.) Houston		c. CITY OR TOWN (If outside city limits, give precinct no.) Houston	
d. NAME OF (If not in hospital, give street address) HOSPITAL OR INSTITUTION 4500 Silver Bell - Stall #11		d. STREET ADDRESS (If rural, give location) 904 Tulane	
e. IS PLACE OF DEATH INSIDE CITY LIMITS? YES <input checked="" type="checkbox"/> NO <input type="checkbox"/>		f. IS RESIDENCE ON A FARM? YES <input type="checkbox"/> NO <input checked="" type="checkbox"/>	
3. NAME OF DECEASED (Type or print) JERRY LYNN WALDROP		4. DATE OF DEATH August 9, 1973 (Found)	
5. SEX Male		6. COLOR OR RACE White	
7. Married <input type="checkbox"/> Never Married <input type="checkbox"/> Widowed <input type="checkbox"/> Divorced <input type="checkbox"/>		8. DATE OF BIRTH Sept. 15, 1957	
10a. USUAL OCCUPATION (Give kind of work done during most of working life, even if retired) Student		10b. KIND OF BUSINESS OR INDUSTRY School	
11. BIRTHPLACE (State or foreign country) Georgia		12. CITIZEN OF WHAT COUNTRY? USA	
13. FATHER'S NAME Everett Waldrop		14. MOTHER'S MAIDEN NAME Mary Hendrix	
15. WAS DECEASED EVER IN U.S. ARMED FORCES? (Yes, no, or unknown) No		16. SOCIAL SECURITY NO. ---	
17. INFORMANT LOUIE JONES FUNERAL HOME Alpharetta, Georgia		19. WAS AUTOPSY PERFORMED? YES <input checked="" type="checkbox"/> NO <input type="checkbox"/>	
18. CAUSE OF DEATH [Enter only one cause per line for (a), (b), and (c).] PART I. DEATH WAS CAUSED BY: IMMEDIATE CAUSE (a) Asphyxia due to strangulation.			
Conditions, if any, which gave rise to above cause (a), stating the underlying cause last. DUE TO (b) DUE TO (c)			
PART II. OTHER SIGNIFICANT CONDITIONS CONTRIBUTING TO DEATH BUT NOT RELATED TO THE TERMINAL DISEASE CONDITION GIVEN IN PART I (a)			
20a. ACCIDENT <input type="checkbox"/> SUICIDE <input type="checkbox"/> HOMICIDE <input checked="" type="checkbox"/>		20b. DESCRIBE HOW INJURY OCCURRED. (Enter nature of injury in Part I or Part II of Item 18.) Strangled.	
20c. TIME OF INJURY Hour 8 Day 9 Year 73 a.m. p.m.		20d. INJURY OCCURRED WHILE AT WORK <input type="checkbox"/> NOT WHILE AT WORK <input checked="" type="checkbox"/> 4500 Silver Bell, Stall/ Houston Harris Texas	
20e. PLACE OF INJURY (e.g., in or about home, farm, factory, street, office building, etc.) found		20f. CITY, TOWN, OR LOCATION Houston Harris Texas	
21. I hereby certify that I attended the deceased from found to _____, 19____ and last saw the deceased alive on from autopsy findings 19____. Death occurred at 8-9-73 m. on the date stated above, and to the best of my knowledge, from the causes stated.			
22a. SIGNATURE Joseph A. Jachimczyk, M.D.		22b. ADDRESS 209 Courthouse Houston, Texas	
22c. DATE SIGNED 8-15-73		23a. BURIAL, CREMATION, REMOVAL (Specify) Removal	
23b. DATE August 14, 1973		23c. NAME OF CEMETERY OR CREMATORY	
23d. LOCATION (City, town, or county) Alpharetta, Georgia		24. FUNERAL DIRECTOR'S SIGNATURE HEIGHTS FUNERAL HOME <i>Raymond K. [Signature]</i> 5973	
25a. REGISTRAR'S FILE NO.		25b. DATE REC'D BY LOCAL REGISTRAR	
25c. REGISTRAR'S SIGNATURE			

TEXAS DEPARTMENT OF HEALTH — BUREAU OF VITAL STATISTICS

MEDICAL CERTIFICATION

VS-112, REV. 1/58

#14 334

994.7
E963